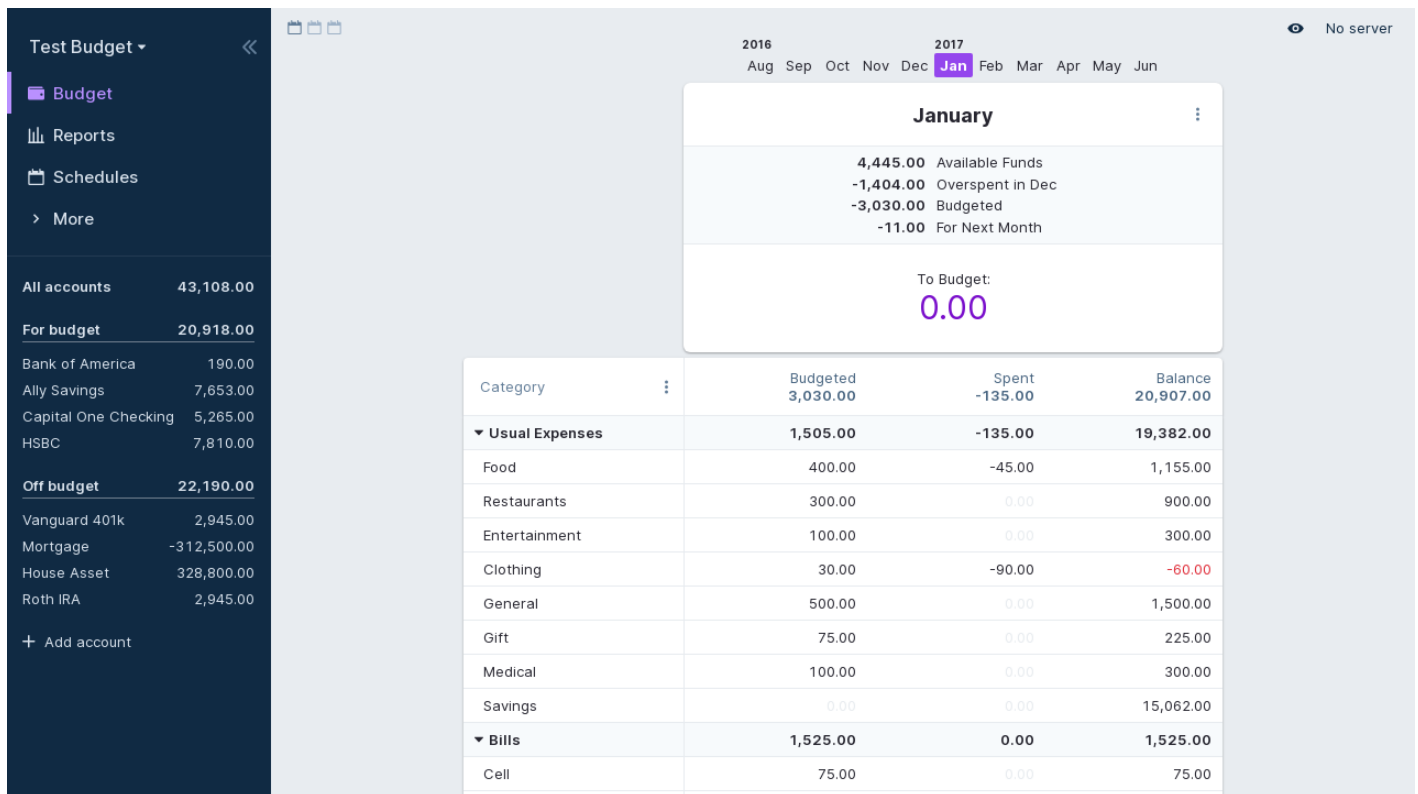


Fail2Ban

[Actual Budget](#) is a privacy-focused app for managing your finances using the 'envelope' budgeting method. Plan for expenses and view a running financial report. Using a paid third-party service you can configure automatically download transaction information from your bank to keep an archive of your personal finances.

- [Overview](#)
- [Media](#)
- [Media](#)
- [Setup & Configuration](#)
 - [Preparation](#)
 - [Installation](#)
 - [Updating](#)
- [User Manual](#)
- [Development](#)
- [Resources](#)

Overview



[Actual Budget](#) is a privacy-focused app for managing your finances using the 'envelope' budgeting method. Plan for expenses and view a running financial report. Using a paid third-party service you can configure automatically download transaction information from your bank to keep an archive of your personal finances.

Tryout an [Actual Budget demo](#).

- Built for end-to-end encryption to ensure your data security and can run while completely offline.
- Automatically sync transactions from your bank using the third-party [GoCardless](#) or [SimpleFin](#) services.
- View monthly information about your finances and build personalized reports.

Media

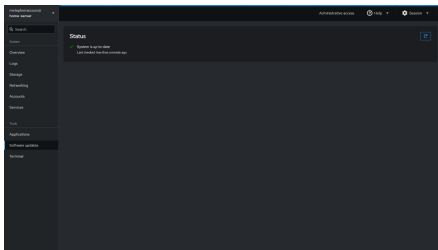
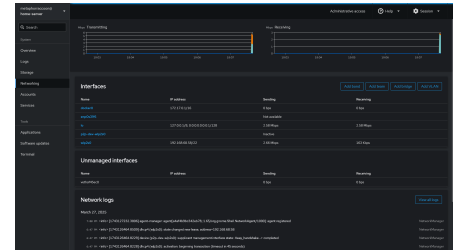
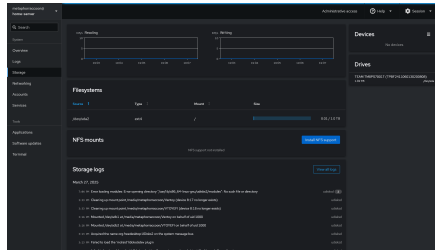
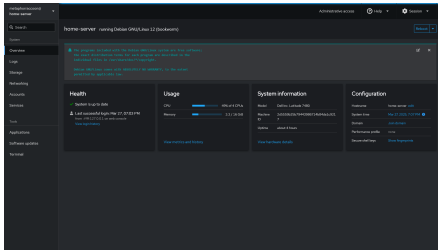
Screenshots

App v1.0

Media

Screenshots

Cockpit v287.1-0+deb12u3



Setup & Configuration

We need to install the service through Portainer and configure any necessary settings.

Preparation

There are some things we need to do in preparation to install this service.

Volumes

Persistent Data

This is where the service will store its own application data and ensures we can quickly update the service image.

Ensure your user has permissions to access the folder.

Media Folders

This service will need access to the folders where you store your media files.

Ensure your user has permissions to access the folder.

Download Folders

This service will need access to the folder where you torrent or usenet folder store their completed downloads.

Ensure your user has permissions to access the folder.

Environment



You can find available Environmental Variables in their documentation.

TZ

This is the current time zone formatted using the [tz database](#).

For example: America/Vancouver

PUID

This is the numeric ID of the user account on Debian. If you are unsure, open a terminal and run:

```
id -u
```

PGID

This is the numeric ID of the user account's group on Debian. If you are unsure, open a terminal and run:

```
id -g
```

Passwords

Keep these securely stored in a password manager, such as [VaultWarden](#).

DB_ROOT_PASS

This is the password that will be used for root access to the database.

It is important to use secure, randomly generated password.

You can use a random alphanumeric string from a password manager, or open the terminal and run the command:

```
tr -dc 'A-Za-z0-9!"#$%&'\'()*+,-./:;<=>?@[\\]^_`{|}~' </dev/urandom | head -c 32; echo
```

This pulls a random string from the [urandom](#) device, removes unwanted characters and trim it to an appropriate length.

OWNCLOUD_ADMIN_PASSWORD

This is the password for the administrator account that will be used within the web interface.

It is important to use secure passphrase that is easy-to-remember.

Installation

The service can be installed through the Portainer web interface.

Learn about [creating a new stack](#).

Docker Compose

Use the following code to install the service:

```
---
services:
  actual-server:
    image: docker.io/actualbudget/actual-server:latest
    container_name: actual-server
    network_mode: bridge
    environment:
      - TZ=America/Vancouver
    volumes:
      # Persistent Data
      - /srv/actual-budget:/data
    ports:
      - 5006:5006
    restart: unless-stopped
```

Environment

Use the following environment to configure the service using the values prepared earlier:

```
TZ=America/Vancouver
```

Updating

Re-Deploy the Stack

Backup and Re-Deploy the Stack

This service has been optimized for running in Docker thanks to [LinuxServer.io](https://linuxserver.io).

This allows you to [re-deploy the stack through Portainer](#) to download the latest updates.

User Manual

Development

This software is released under the [MIT license](#).

You can learn more about how to contribute to Actual Budget through their [documentation](#).

The development team also accepts [sponsorships](#).

Resources

Official

- Official Documentation
- Official Discord
- Official Matrix
- Official Rocket.Chat
- Official Forum
- Official GitHub Repository
- Official GitLab Repository
- Official Website
- Wikipedia Entry
- Installation Guide
- Frequently Asked Questions
- General Troubleshooting

LinuxServer.io

- Docker Image
- [Official Website](#)
- [Official Documentation](#)
- [Official Discord](#)
- [Official Forum](#)
- [Official GitLab Repository](#)
- [Frequently Asked Questions](#)