Prowlarr •

Prowlarr is a free and open-source search aggregator for the torrent and Usenet peer-to-peer networks. Search through multiple sources using one unified interface. Prowlarr can perform manual searches or integrate with other apps to perform automatic searches.

- Overview
- Media
- Setup & Configuration
  - Preparation
  - Installation
  - Updating
- User Manual
- Development
- Resources

Overview

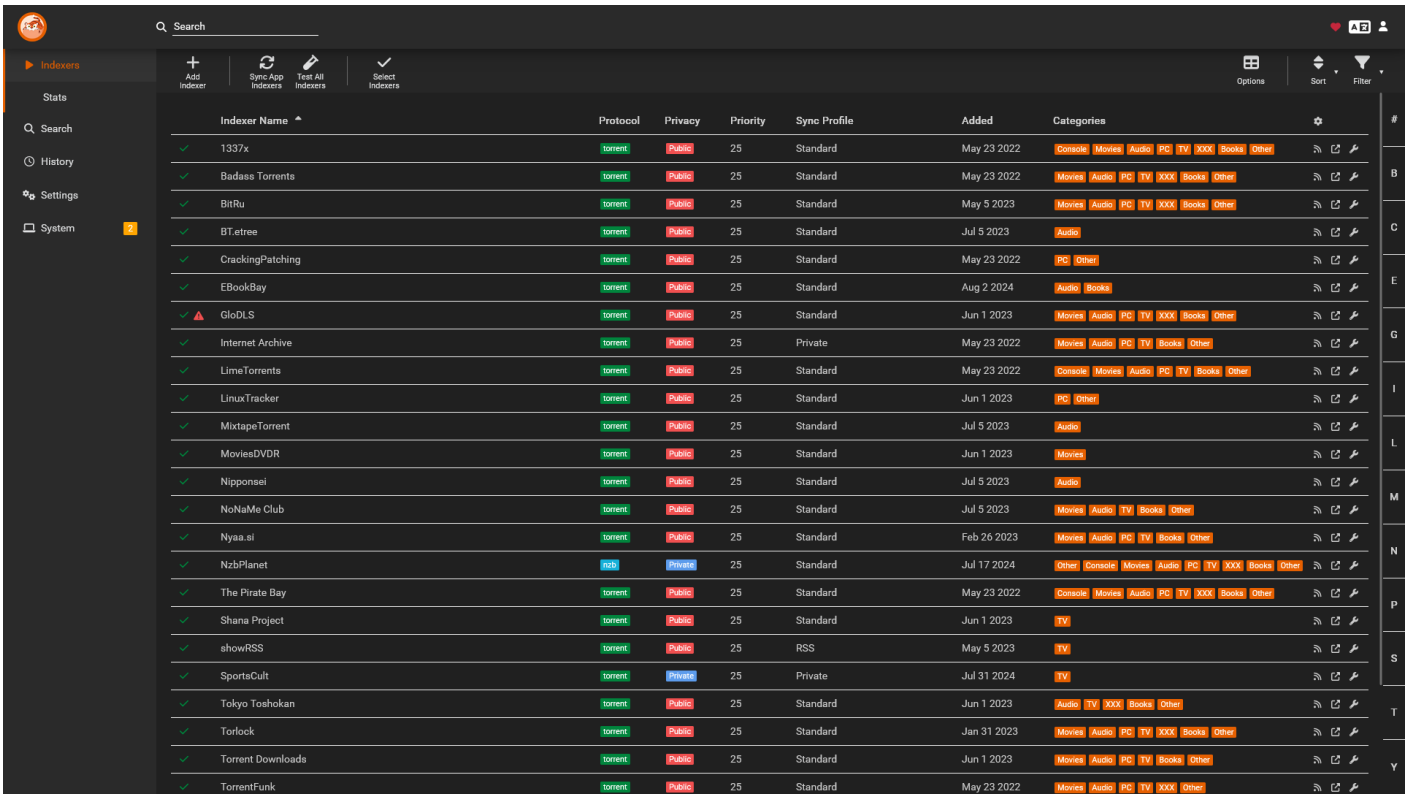

Prowlarr is a free and open-source search aggregator for the torrent and Usenet peer-to-peer networks. Search through multiple sources using one unified interface. Prowlarr can perform manual searches or integrate with other apps to perform automatic searches.

- Connects with Radarr, Sonarr, Lidarr, Readarr, Mylar, and LazyLibrarian.
- Manage your sources and perform searches from a central location.
- Send downloads directly from the search results to your torrent or Usenet server.
- Receive notifications about downloads and server updates.

Media

Screenshots

> Prowlarr v1.30.2.4939

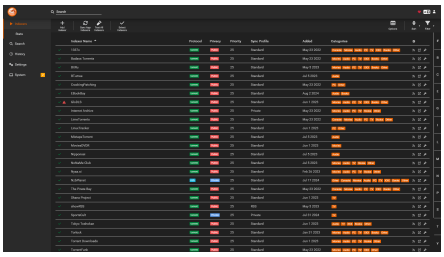

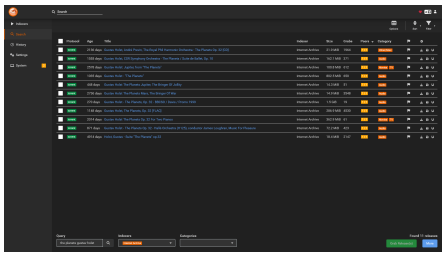

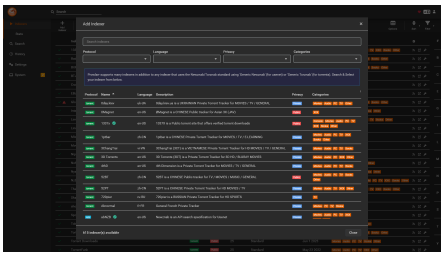

Setup & Configuration

We need to install the service through Portainer and configure any necessary settings.

Preparation

There are some things we need to do in preparation to install this service.

Volumes

Persistent Data

This is where the service will store its own application data and ensures we can quickly update the service image.

> Ensure your user has permissions to access the folder.

Download Folders

This service will need access to the folder where you torrent or usenet folder store their completed downloads.

> Ensure your user has permissions to access the folder.

Environment

TZ

This is the current time zone formatted using the tz database.

> *For example:* America/Vancouver

PUID

This is the numeric ID of the user account on Debian. If you are unsure, open a terminal and run:

```
id -u
```

PGID

This is the numeric ID of the user account's group on Debian. If you are unsure, open a terminal and run:

```
id -g
```

Installation

The service can be installed through the Portainer web interface.

> Learn about creating a new stack.

Docker Compose

Use the following code to install the service:

```
---
services:
  prowlarr:
    image: lscr.io/linuxserver/prowlarr:latest
    container_name: prowlarr
    network_mode: bridge
    environment:
      - PUID=1000
      - PGID=1000
      - TZ=America/Vancouver
    volumes:
      # Persistent Data
      - /srv/prowlarr:/config

      # Downloads Folder
      - /mnt/downloads:/mnt/downloads
    ports:
      - 9696:9696
    restart: unless-stopped
```

Updating

> Re-Deploy the Stack

Prowlarr has been optimized for running in Docker thanks to LinuxServer.io.

This allows you to re-deploy the stack through Portainer to download the latest updates.

User Manual

Development

> This software is released under the GPL-3.0 license.

The software was developed as a fork of Sonarr. Prowlarr is made available for Docker through the efforts of LinuxServer.io and their commitment to simplifying self-hosting.

You can learn more about how to contribute to Prowlarr through their documentation.

The Prowlarr development team also accepts donations.

Resources

Official

- Official Wiki
- Official Discord
- Official GitHub Repository
- Official Website
- Installation Guide
- Quick Start Guide
- Frequently Asked Questions
- General Troubleshooting

LinuxServer.io

- Docker Image
- Documentation
- Official Discord
- Official Forum